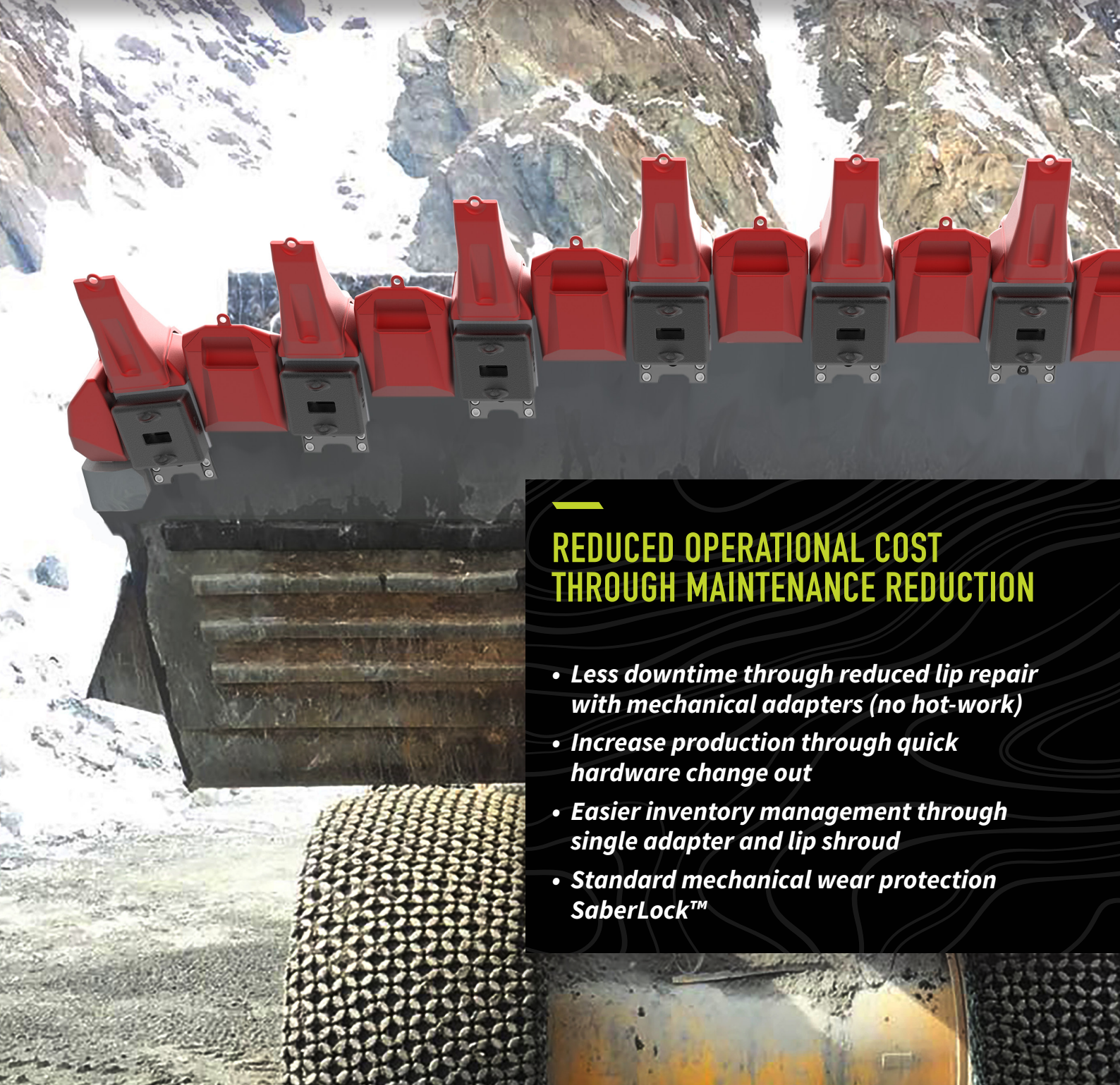


TLC LIP

FOR FRONT END LOADERS



Optimized performance meets reliability and durability.




REDUCED OPERATIONAL COST THROUGH MAINTENANCE REDUCTION

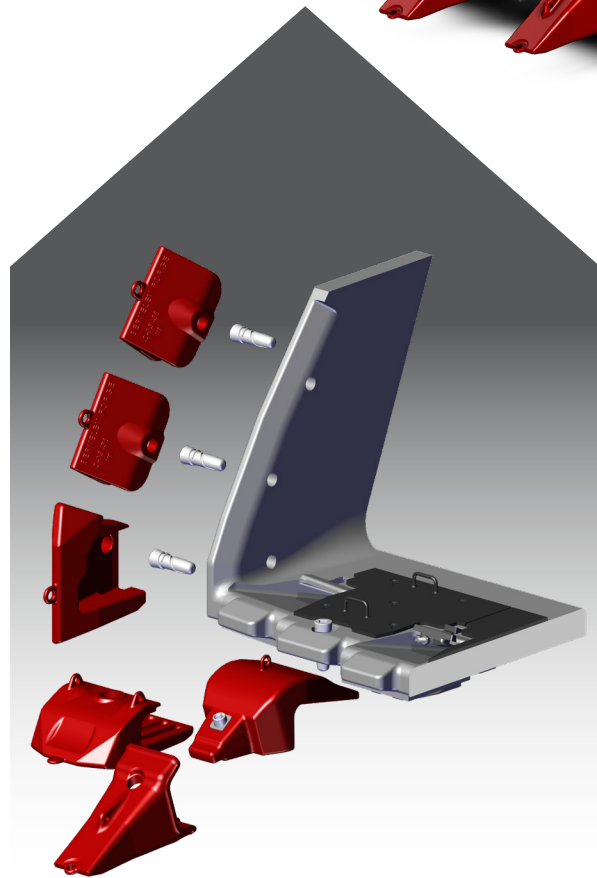
- *Less downtime through reduced lip repair with mechanical adapters (no hot-work)*
- *Increase production through quick hardware change out*
- *Easier inventory management through single adapter and lip shroud*
- *Standard mechanical wear protection SaberLock™*



EFFICIENT AND VERSATILE



All critical components are forged and hardened alloy steel. Single adapter and single shroud simplify inventory logistics. Spade lip geometry with low profile results in better penetration. Each lip comes with fully mechanical wear plates and Saberlock™ system for optimal lip protection.



Total Lip Coverage (TLC)

The TLC lip is protected by mechanically attached wear pads which make G.E.T. change out fast and easy, which results in increased productivity. Mechanical adapters reduce downtime by eliminating the need for any hot-work. Corner deflector shrouds provide full wing coverage and reduce total wear.

TLC lips cover the range of machines:

- CAT 992 & 994K
- Komatsu L1350, L1850 & L2350
- Komatsu P&H WA1200

TLC LIP RANGE

CONNECT WITH US    

Contact us today at GlobalSales@CRmining.com
Call 1(866) CR MINES or visit CRmining.com

PART OF THE CR GROUP.